

DAS Bonding Subcommittee Meeting on March 18, 2024

Follow Up Questions

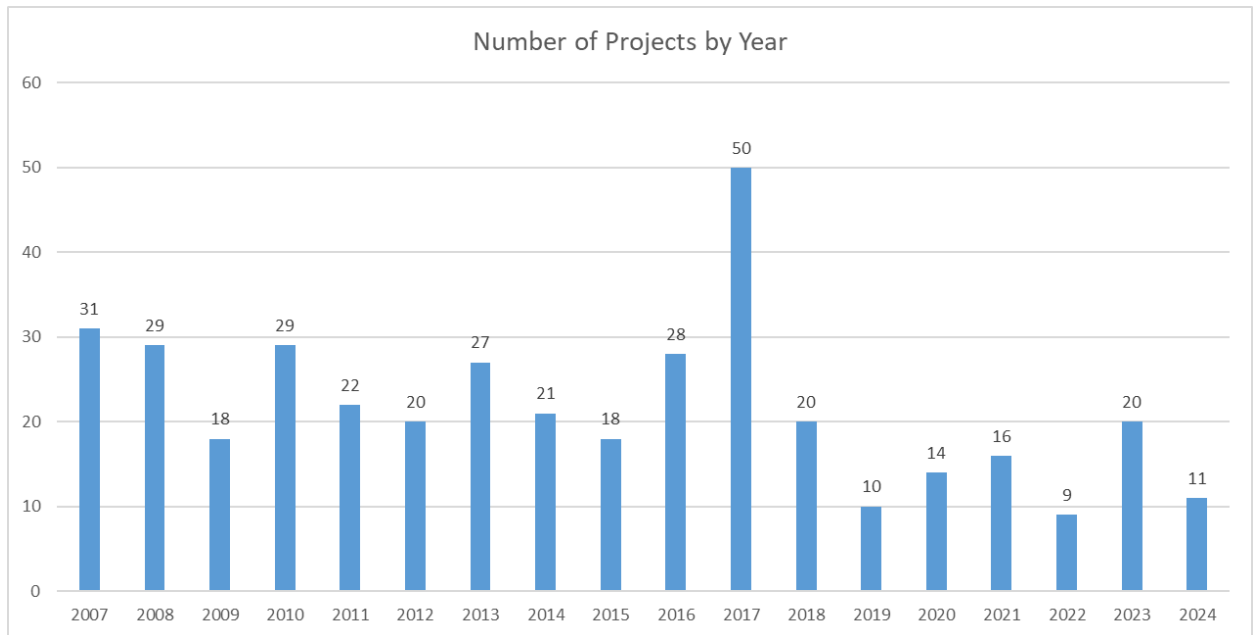
- 1) Annual changes to school construction obligations for the last several years
 - a. Note - the chart I made for the summary document was total bond spending from Funds 13010 and 13009 (which is now closed) through CORE, which is why it only goes back to FY 07.
 - b. When/if possible, note how many and the total increase per year cost of projects that have increased in cost.

We've included 4 charts below to show the trends for school construction grants on the priority list from 2007 to 2024. There are multiple different views which we think might be helpful to understand the changes over time. We are happy to meet and discuss if you have any questions about the charts or any other questions you may have.

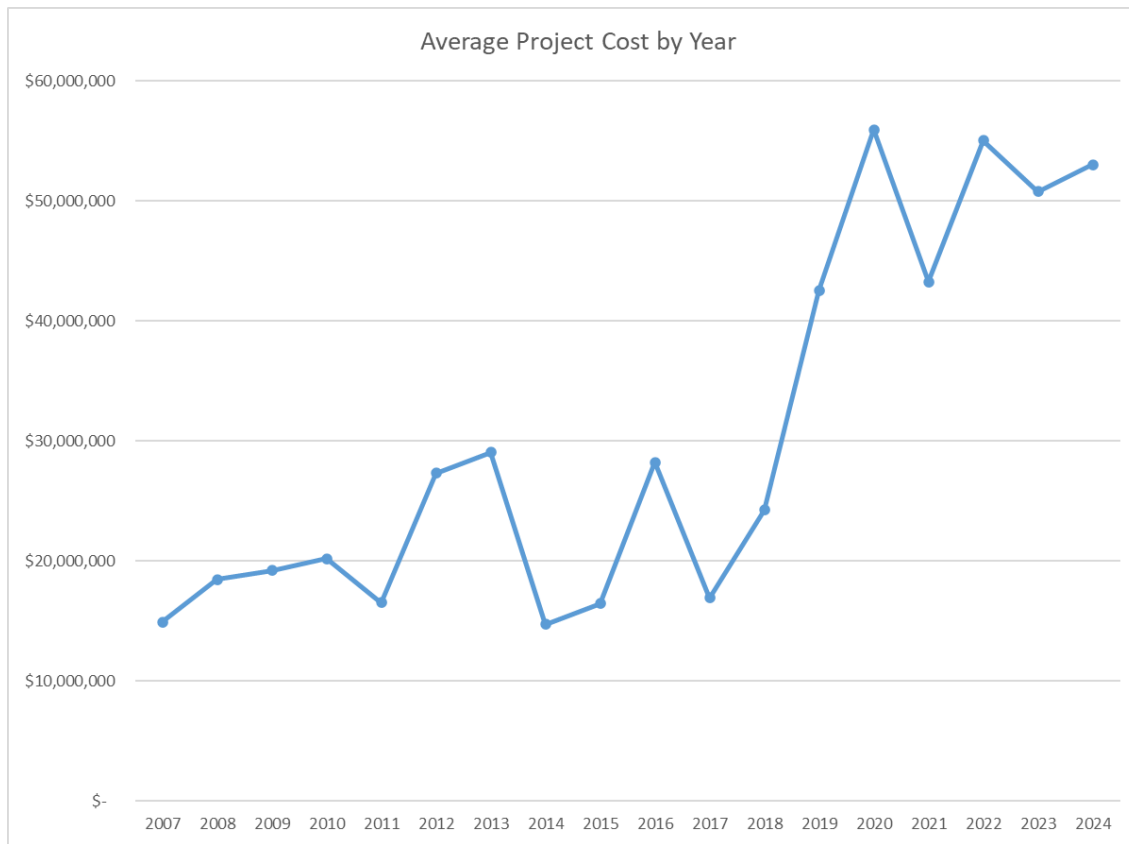
- Number of new projects by year
- Average estimated new project cost by year
- Estimated new project costs & reauthorization by year
- Estimated new grant obligation (state portion) by year

This chart below shows number of projects by year from 2007 to 2024:

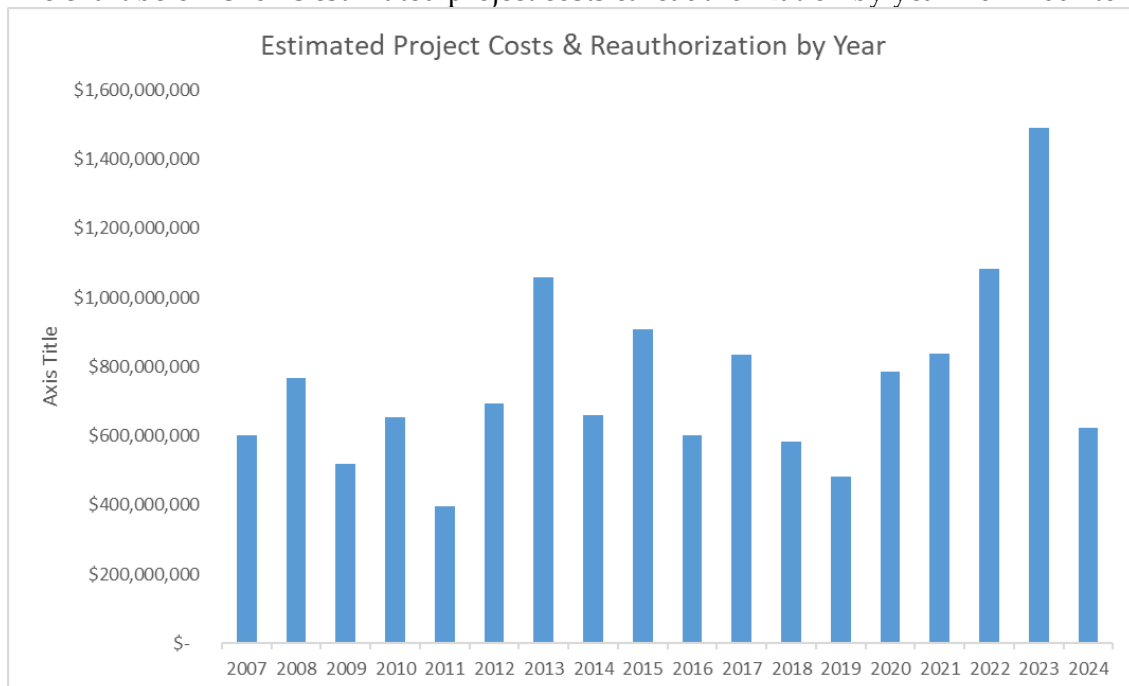
Note that the data in all charts for 2024 does not include any potential legislative additions or changes



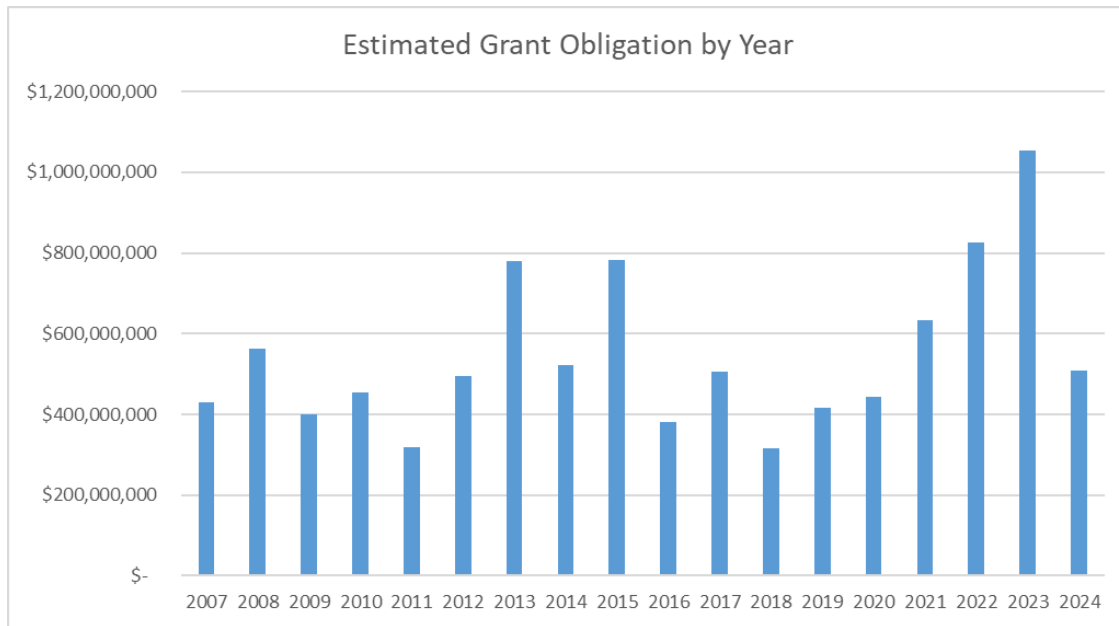
The chart below shows average project cost by year from 2007 to 2024:



The chart below shows estimated project costs & reauthorization by year from 2007 to 2024



The chart below shows estimated grant obligation (state portion) by year from 2007 to 2024:



- c. **I believe they are also looking specifically for increase in obligations (i.e., including changes in reimbursement rates, and items added to the priority list) as separate from forgiveness or waiving of audit deficiencies. The latter items would be great to have information about, too, but separate from long-term new-liabilities.**

Those are approved legislatively. We think the charts above answer this question as well.

- 2) **How school building use requirements (i.e., forgiveness of payback of pro rata reimbursements when schools aren't used as schools for the necessary duration) are handled/waived when a building is part of consolidation or regionalization efforts**

The statute doesn't differentiate whether a school is either abandoned or repurposed, in either case they must still pay the state back. Please note, these are very rare occurrences.

- 3) **Locations of state fleet charging stations**
- a. **5 selected**
 - b. **40 pending/possible sites**

DAS Fleet Operations (Fleet), with the use of their telematics platform, GEOTAB, performed an Electric Vehicle Suitability Assessment (EVSA). This assessment provided the necessary answers to which vehicles would be most readily switched first from Internal Combustion Engine (ICE) to currently available Electric Vehicles (EV), and where the fleet of vehicles domicile. Fleet used the data to identify the first 5 locations for site development and design. DAS hired Urban Engineers (Urban) to finalize design of Site Group 1 and used the EVSA data to further delve into the information to help identify and schedule the next sets of site locations.

Site Group 1 Locations:

- Middletown: CT Valley Hospital
- Norwich: 401 West Thames Street
- Southbury: DDS Southbury Training School
- Hartford: DCF Central Office
- Torrington: DOL – American Job Center & Torrington: Torrington Superior Court

Using the remaining 34 sites identified in the EVSA, Urban preliminarily grouped site locations into Site Groups 2 through 4 representing an additional 14 locations (19 Total). The total number of ports proposed to be included in Site Groups 1-4 is approximately 650 Ports.

Site Group 2 Locations

Yellow Tags represent the sites on the map below that have been preliminary grouped into Site Group 2 and include the following locations:

- Milford: DCF Region 1A
- Waterbury: Armory
- Willimantic: DCF Region 3
- Windsor: Bureau of Education & Services for the Blind

Site Group 3 Locations

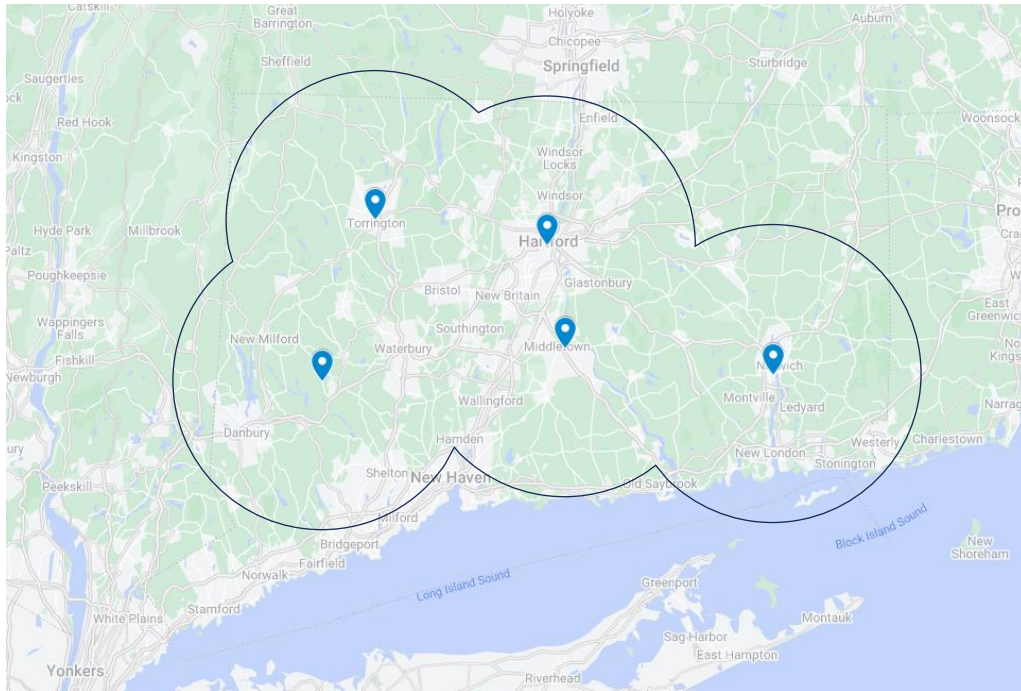
Red Tags represent the sites on the map below in Proposed Site Group 3 and include the following locations:

- New Britain: DCF Region 6
- Manchester: DCF Region 4
- Norwalk: DCF Region 1
- Niantic: DOC York Correctional Facility

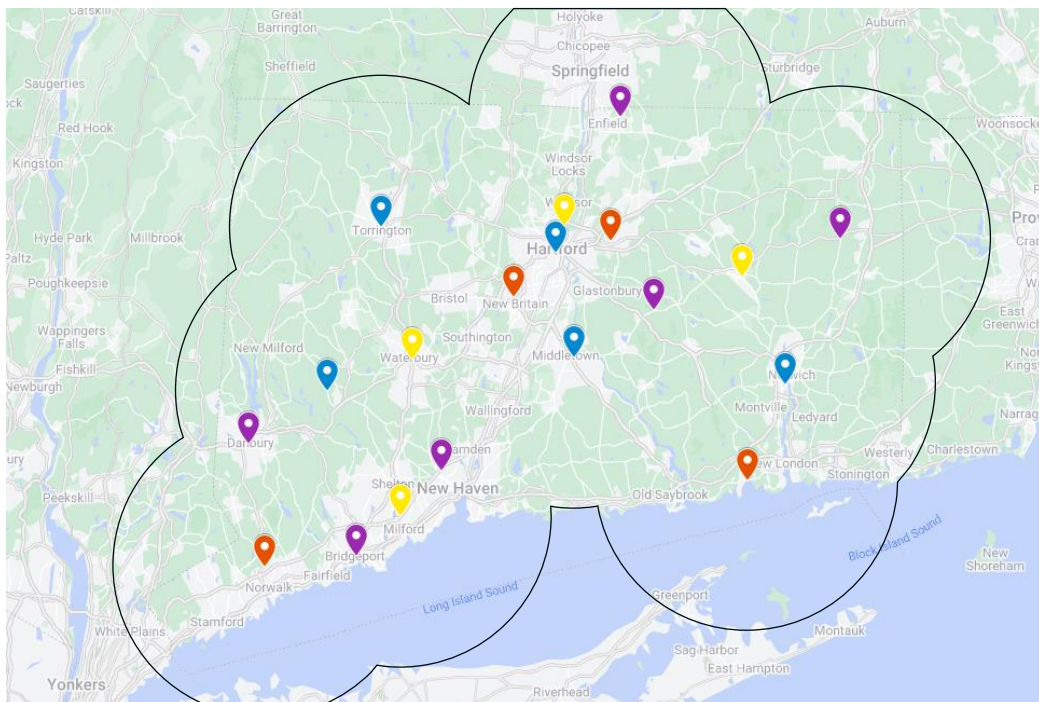
Site Group 4 Locations

Purple Tags represent the sites on the map below in Proposed Site Group 4 and include the following locations:

- New Haven: DAS Fleet Repair Facility
- Bridgeport: DCF Region 1
- Marlborough: DEEP Eastern District HQ
- Danbury: DCF Region 5
- Enfield: DOC Robinson Correctional Institution
- Brooklyn: DOC Brooklyn Correctional Institution



Site Group 1 State Coverage, 20-Mile Radius



Site Groups 1-4 State Coverage, 20-Mile Radius